

II-1 Summary of maleic acid production

By June 2010, China has [REDACTED] active maleic acid manufacturers. Total output of maleic acid in 2009 was [REDACTED] tonnes, accounting for [REDACTED] % of total capacity of maleic acid in 2010.

.....

Table II-1-2 Production situation of maleic acid producers

No.	Abbr.	Raw material	Species	Capacity' 10 (t/a)	Output' 09 (tonne)	Capacity' 07 (t/a)	Output'06 (tonne)
1	[REDACTED]	[REDACTED]	[REDACTED]	[REDACTED]	[REDACTED]	[REDACTED]	[REDACTED]
2	[REDACTED]	[REDACTED]	[REDACTED]	[REDACTED]	[REDACTED]	[REDACTED]	[REDACTED]
3	Dongyang Longitude	[REDACTED]	[REDACTED]	[REDACTED]	[REDACTED]	[REDACTED]	[REDACTED]
4	[REDACTED]	[REDACTED]	[REDACTED]	[REDACTED]	[REDACTED]	[REDACTED]	[REDACTED]
5	[REDACTED]	[REDACTED]	[REDACTED]	[REDACTED]	[REDACTED]	[REDACTED]	[REDACTED]
6	[REDACTED]	[REDACTED]	[REDACTED]	[REDACTED]	[REDACTED]	[REDACTED]	[REDACTED]
7	[REDACTED]	[REDACTED]	[REDACTED]	[REDACTED]	[REDACTED]	[REDACTED]	[REDACTED]
Total				[REDACTED]	[REDACTED]	[REDACTED]	[REDACTED]

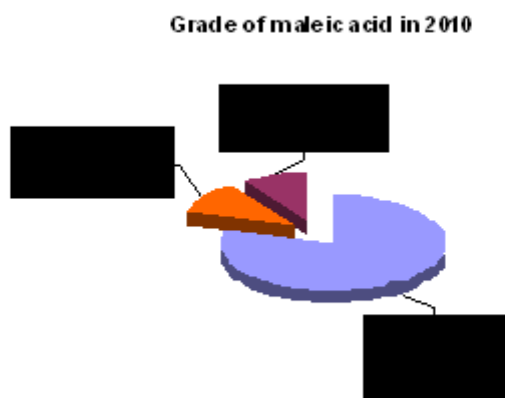
Source: CCM International

II-2 Grade of maleic acid

In 2010, Chinese maleic acid producers mainly produce [REDACTED]

.....

Figure II-2 Products structure of maleic acid by output



Source: CCM International

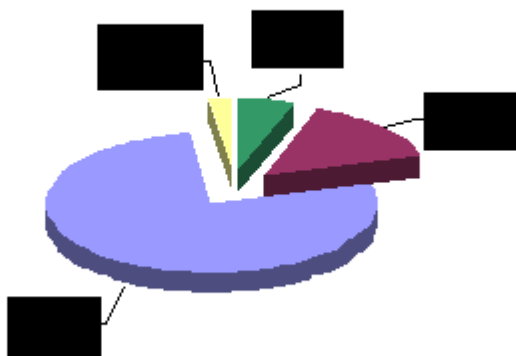
II-3 Geographical distribution of maleic acid production

Production of maleic acid mainly concentrates on [REDACTED]

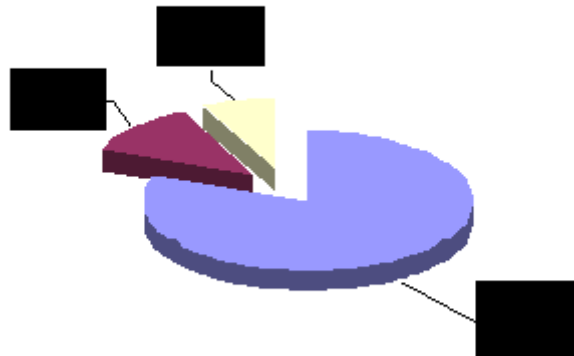
.....

Figure II-3-1 Geographical distribution of maleic acid production in China

Geographical distribution of maleic acid in 2010



Geographical distribution of maleic acid in 2007



Source: CCM International

II-4 Price

Maleic acid price mainly depends on [redacted] and the [redacted].

The purity of [redacted] maleic acid is more than [redacted]%, higher than that of [redacted] maleic acid and [redacted], so the price of [redacted] is higher than that of the latter one. And the price of [redacted] is the lowest.

.....

Table II-4-1 Current Price of Maleic acid by manufacturer in China in June 2010 (Unit:RMB/t)

No.	English Name	Abbreviation	Quotation(RMB/t)*10		
			Technical	Pharma	Electronic
1	[redacted]	[redacted]	[redacted]	[redacted]	[redacted]
2	[redacted]	[redacted]	[redacted]	[redacted]	[redacted]
3	Dongyang Longitude & Latitude Chemical Co., Ltd.	[redacted]	[redacted]	[redacted]	[redacted]
4	[redacted]	[redacted]	[redacted]	[redacted]	[redacted]
5	[redacted]	[redacted]	[redacted]	[redacted]	[redacted]
6	[redacted]	[redacted]	[redacted]	[redacted]	[redacted]
7	[redacted]	[redacted]	[redacted]	[redacted]	[redacted]

Source: CCM International

III Export situation of maleic acid

TableIII-1 Average export price and quantity of Maleic acid in 2009 and Q1 2010,
Unit(Quantity: tonne, Unit price: USD/kg)

Month	Q1 2010		2009	
	Quantity	Unit price	Quantity	Unit price
1-Jan	██████████	██████████	██████████	██████████
1-Feb	██████████	██████████	██████████	██████████
1-Mar	██████████	██████████	██████████	██████████
1-Apr	██████████	██████████	██████████	██████████
1-May	██████████	██████████	██████████	1.87
1-Jun	██████████	██████████	██████████	██████████
1-Jul	██████████	██████████	██████████	██████████
1-Aug	██████████	██████████	██████████	██████████
1-Sep	██████████	██████████	██████████	██████████
1-Oct	██████████	██████████	██████████	██████████
1-Nov	██████████	██████████	██████████	██████████
1-Dec	██████████	██████████	██████████	██████████
Total	██████████	██████████	██████████	██████████

Source: CCM International