



CCM
Corn Products Platform



All in one platform for information, data and analytics



Read, analyze and visualize the information instantly



Focus on China, we know China



Over 17 years' experience



Integrated Data



Regular Updates



High Interactivity



Information Aggregation



Knowledge crowdsource and share



Automated data crawling and publishing

The Profound Database

For understanding the

Vertical Industrial Information

In China.

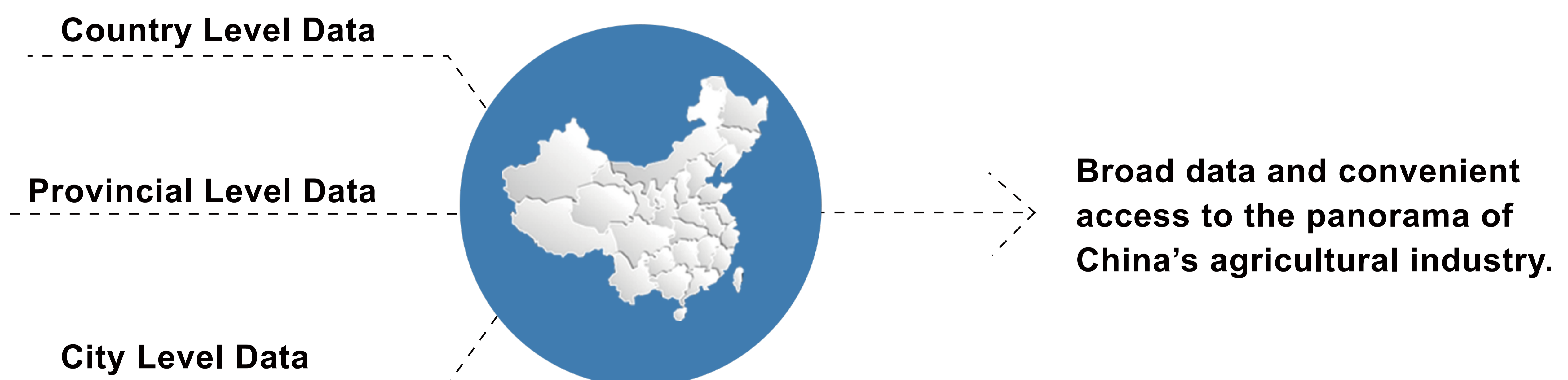
Services

• Corn Products Database

- With total quantity of 20000+ pieces of content byte which is weekly updated for unit info transferring.
 - Weekly updated newflash of the “Corn Products China News” since 2008, totally 1000+ articles year to date.
 - Maltodextrin, mannitol, glucose syrup etc. 300+ Corn Products’ market data.
 - Market research on Corn Products with topics of
 - Review and Impact Analysis of Corn Subsidy Policies of Chinese Government
 - Production and Market of Paraformaldehyde in China
 - Supply and Demand of Modified Food Starch in China
 - Markey Survey of Corn Starch and Four Common Starch Sugars in China
- Etc.



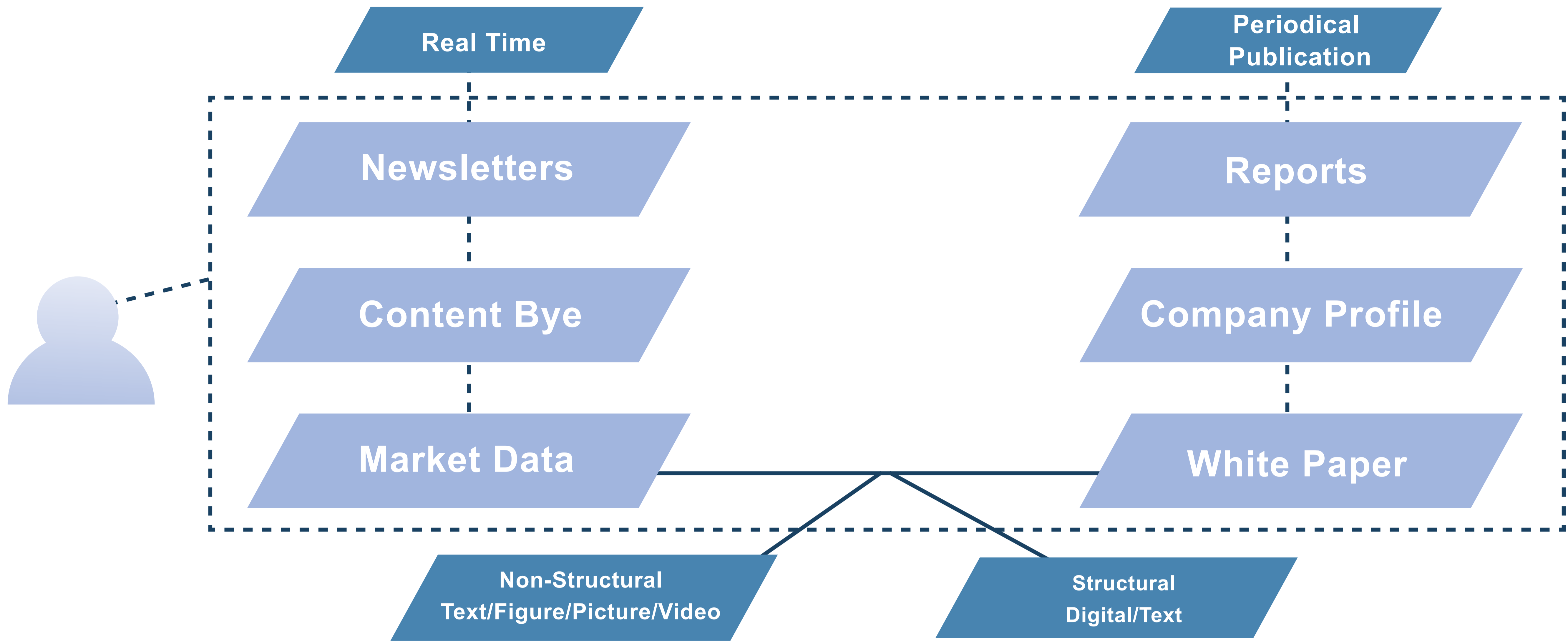
• Agricultural Map of China



• News from Big Data

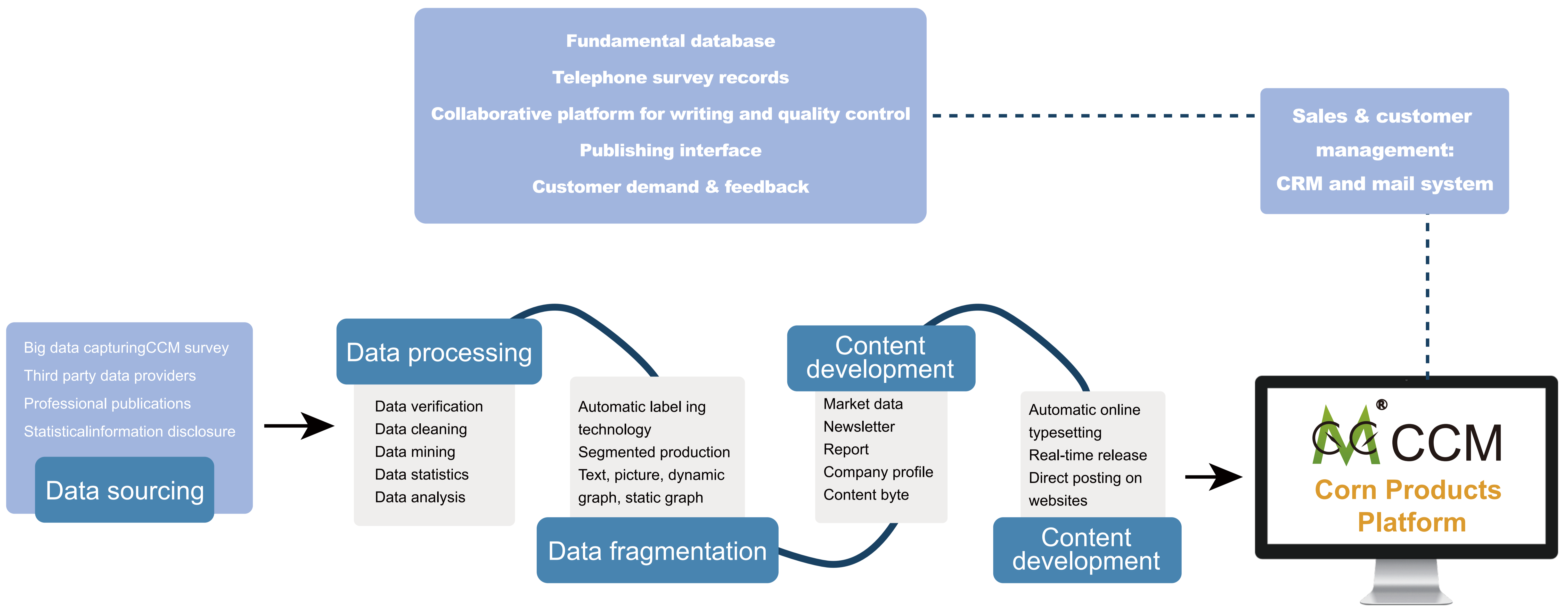
Aggregation of all relevant news for your industry

• **Data Hierarchy Format:**



Data Publication System (DPS)

The quality of content is ensured by our innovative Data Publication System (DPS):



- Every option enables crystalized insight from CCM.
- Data mining with CCM's team around the world.
- Utilizing powerful syndicated online editing and publishing platform.
- Utilizing big data solutions.

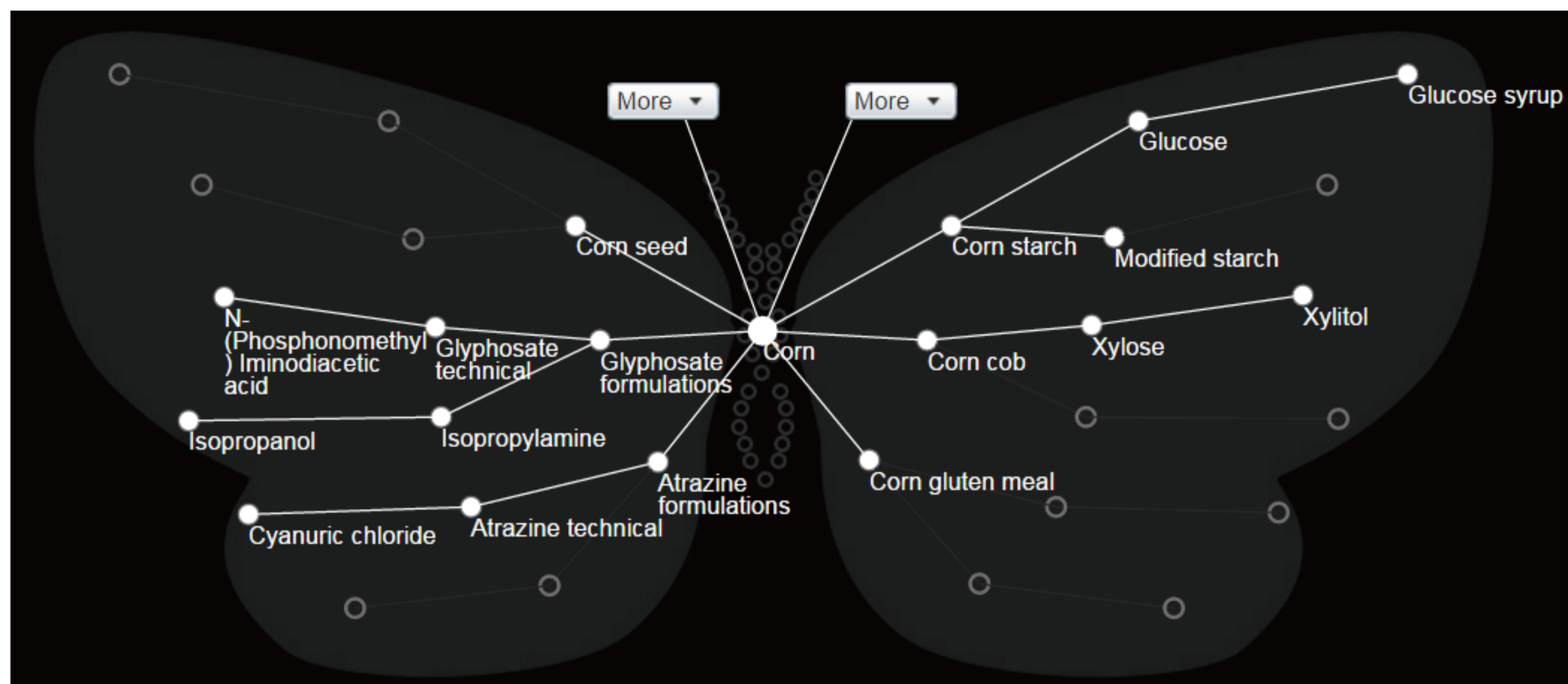
Keep CCM's traditional quality, extend deliver & service through technology & innovation, from niche datasets to whole spectrum portfolio covering big data & knowledge management.

Features:

Multi-dimensional accurate search: Industry chain navigation tools, full text search

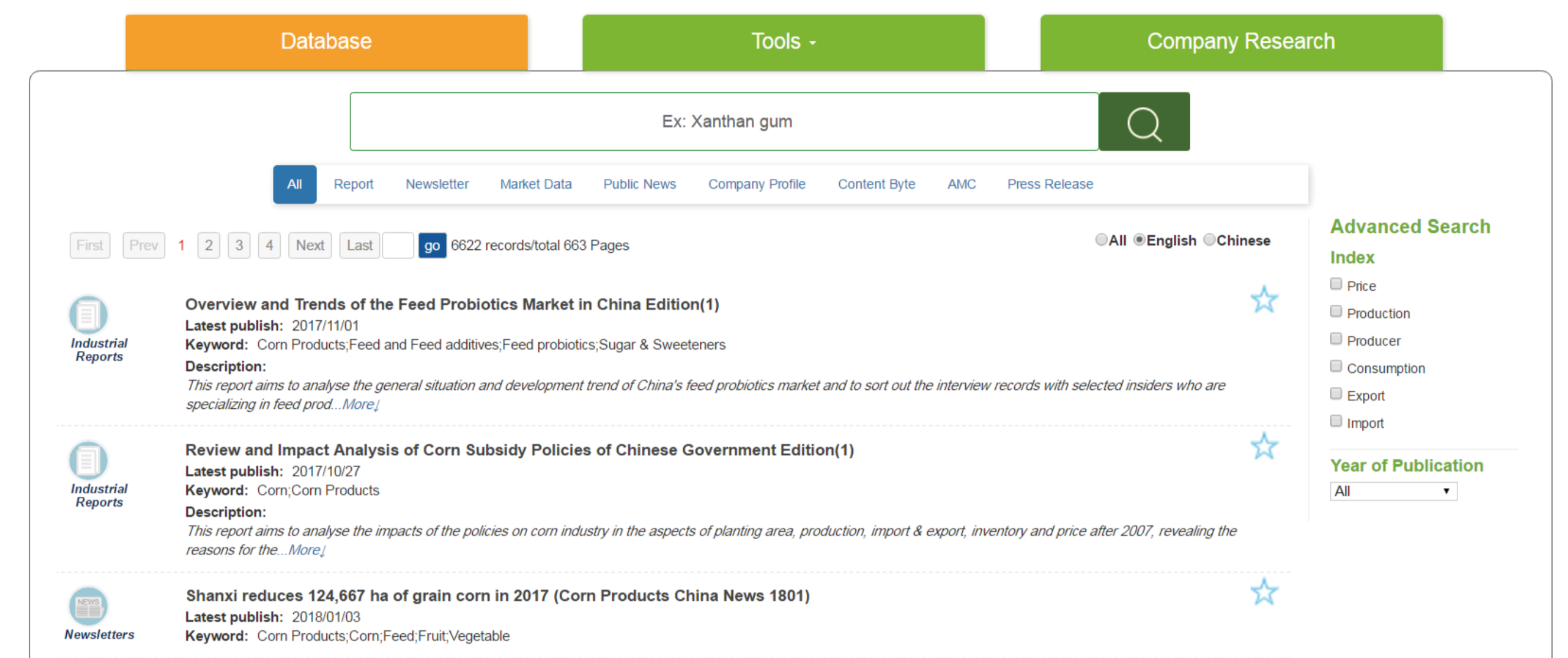
□ Innovative Industry Chain Navigator:

The material-connection based navigator enables you quick access to industry chain




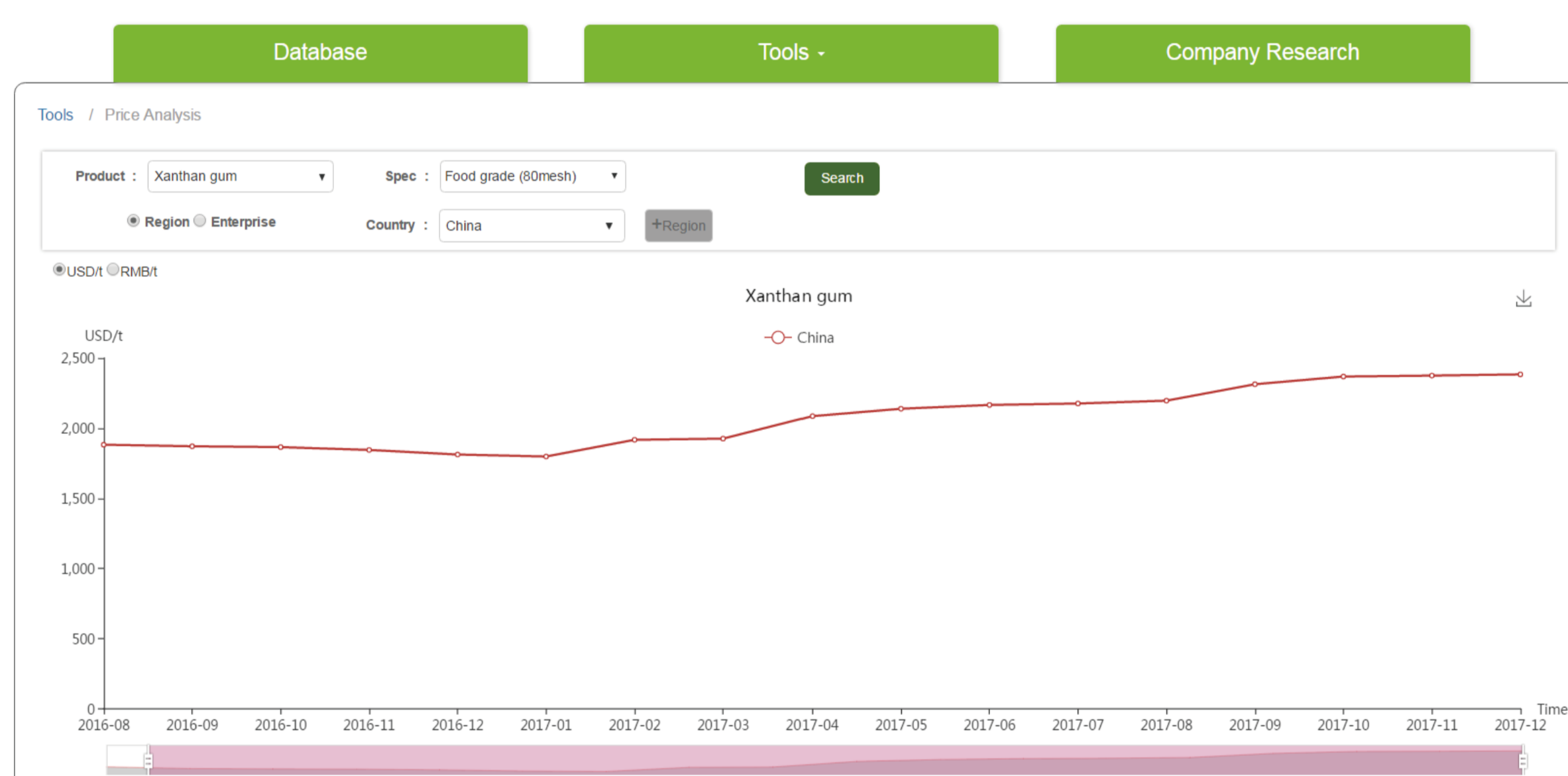
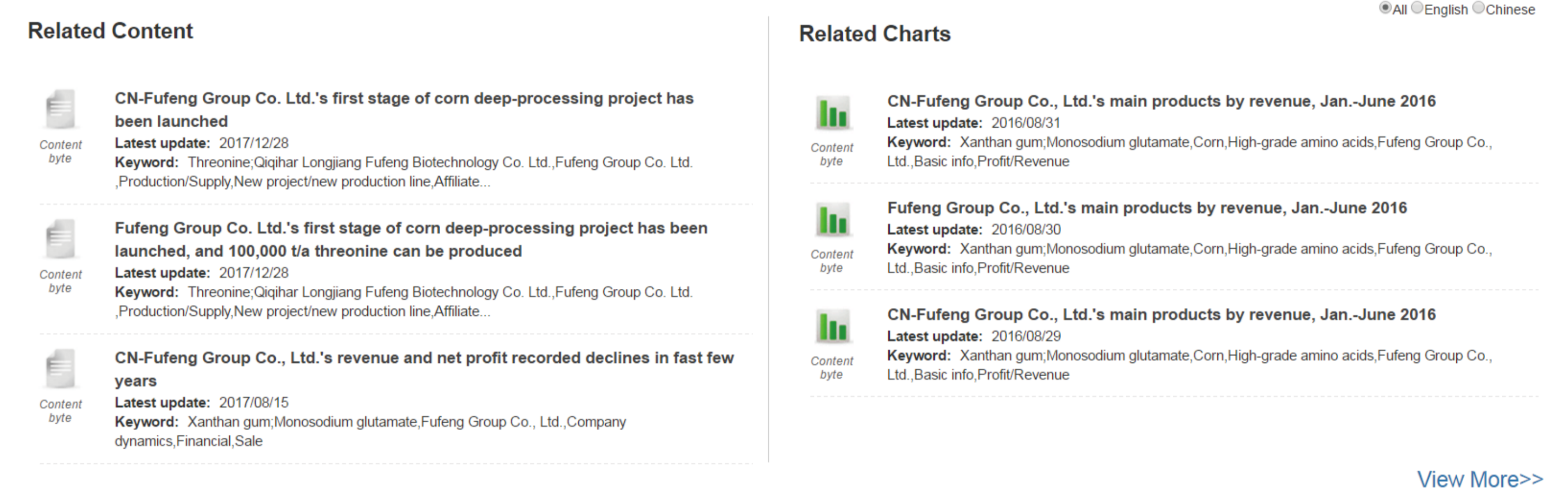
□ Full text search:

Substance chain or key words



□ Price Analysis:

Forecast the trends of price by product based on CCM Forecast Model and technology

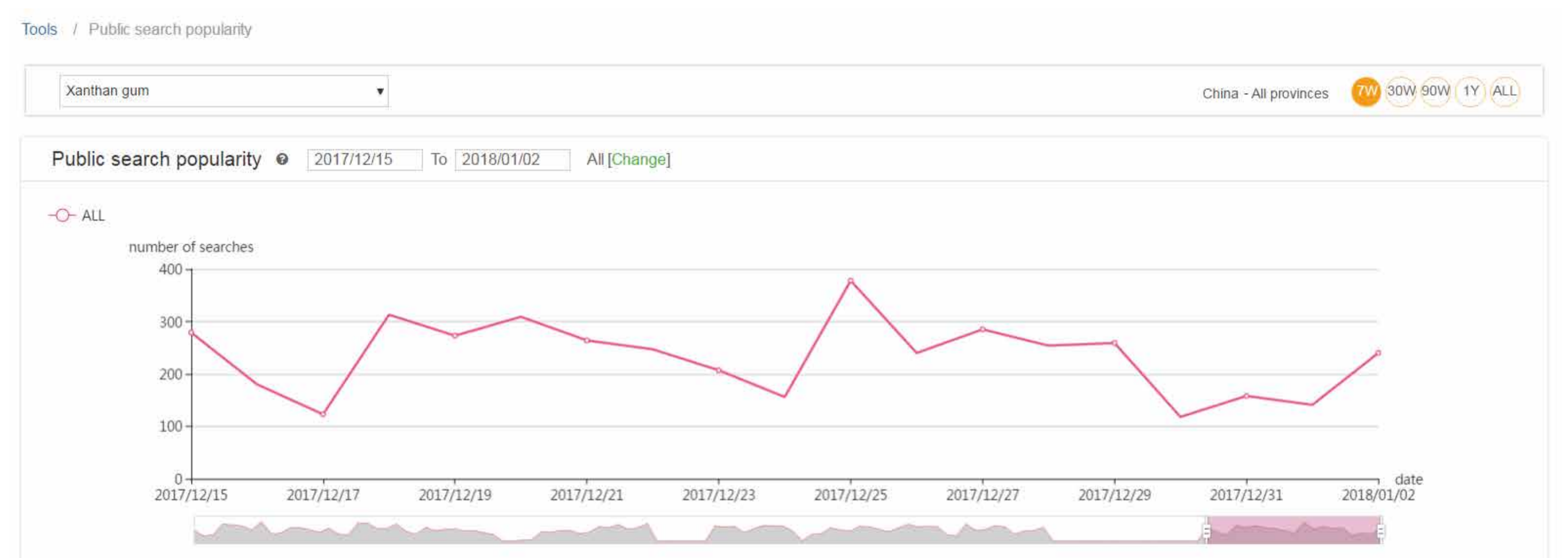



This section provides related content and charts for Xanthan gum. Under 'Related Content', there are three news items: 'CN-Fufeng Group Co. Ltd.'s first stage of corn deep-processing project has been launched', 'Fufeng Group Co. Ltd.'s first stage of corn deep-processing project has been launched, and 100,000 t/a theanine can be produced', and 'CN-Fufeng Group Co., Ltd.'s revenue and net profit recorded declines in fast few years'. Under 'Related Charts', there are three bar charts showing 'CN-Fufeng Group Co., Ltd.'s main products by revenue, Jan.-June 2016'.

□ Public Search Popularity


○ Search Index:

Explain the popularity of selected product; View/Compare different indexes by upstream & downstream, regions, time periods



○ E-commerce:

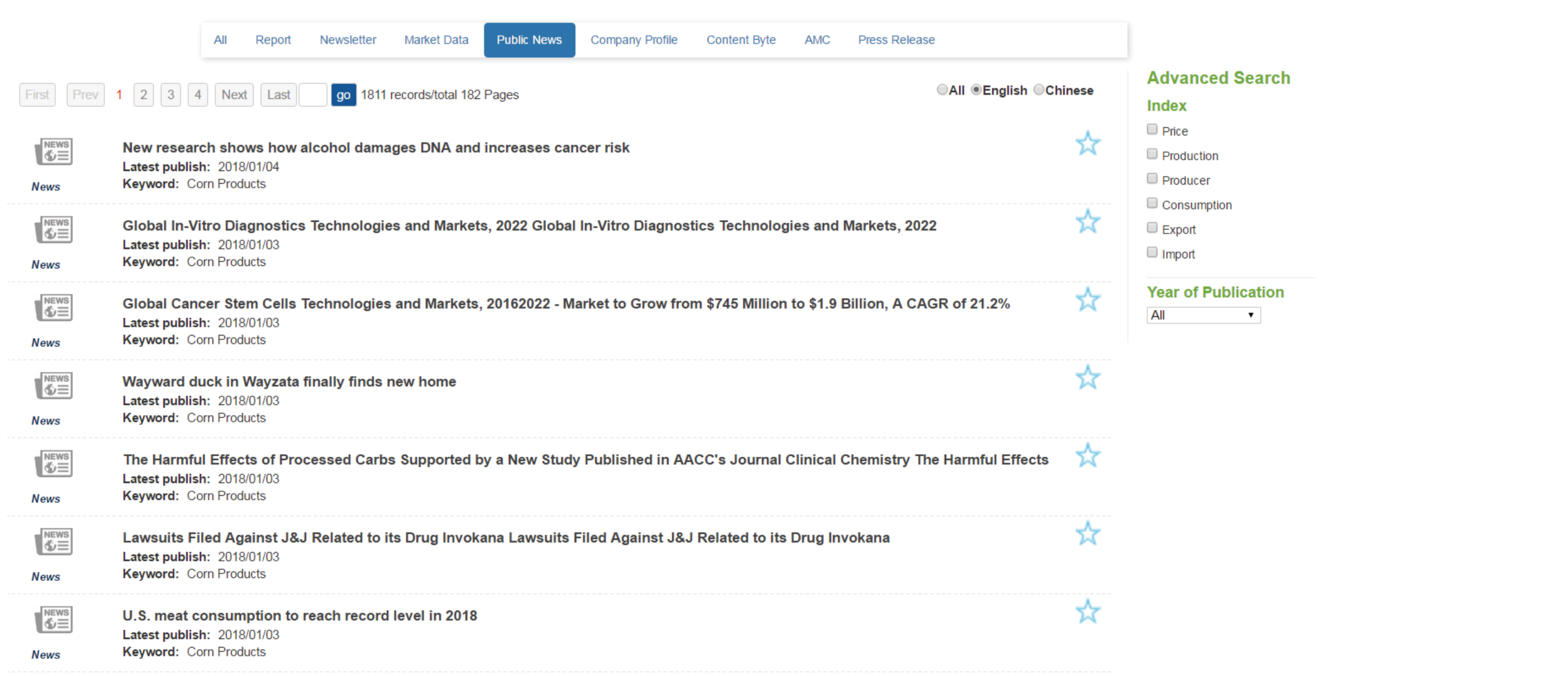
Show major domestic e-commerce platform for your commodity, and Top 10 best-selling products on Alibaba.com.



The screenshot shows the e-commerce platform interface. It lists major domestic e-commerce platforms: 1688, 51Sole, 58.com, and Alibaba.com. Below this, it displays the 'Top 10 best-selling products on Alibaba.com' for Xanthan gum. The top three products are: (Industrial Grade) Hebei Rengou Shuoda Chemical Co., Ltd. (Trade Index: 164), (Industrial Grade) Hebei Cangzhou Tiancheng Chemical Co., Ltd. (Trade Index: 128), and (Food Grade) Zhengzhou Longsheng Chemical Products Co., Ltd. (Trade Index: 97).

○ News:

Real time news in English and Chinese. Choose able by time period and automatically translation function.



The screenshot shows the news section of the platform. It displays a list of news items related to Xanthan gum and corn products, including: 'New research shows how alcohol damages DNA and increases cancer risk', 'Global In-Vitro Diagnostics Technologies and Markets, 2022', 'Global Cancer Stem Cells Technologies and Markets, 20162022 - Market to Grow from \$745 Million to \$1.9 Billion, A CAGR of 21.2%', 'Wayward duck in Wayzata finally finds new home', 'The Harmful Effects of Processed Carbs Supported by a New Study Published in AACC's Journal Clinical Chemistry The Harmful Effects', 'Lawsuits Filed Against J&J Related to its Drug Invokana', and 'U.S. meat consumption to reach record level in 2018'.

Tools / Data Forecast

Output Consumption Price

Search data from CCM's Online Platform

Product: Xanthan gum

Frequency: Monthly Annually

Search

Input Data

Upload file

Input

Edit the data

from 2012 to 2016

Product	Time	Region	Capacity	Output	Unit	Delete
Xanthan gum	2012	China	145,000	93,400	tonne	delete
Xanthan gum	2013	China	145,000	108,900	tonne	delete
Xanthan gum	2014	China	202,500	154,800	tonne	delete
Xanthan gum	2015	China	205,000	150,600	tonne	delete
Xanthan gum	2016	China	213,500	124,300	tonne	delete
Xanthan gum	2017	China		144,377	tonne	delete
Xanthan gum	2018	China		148,488	tonne	delete
Xanthan gum	2019	China		152,716	tonne	delete

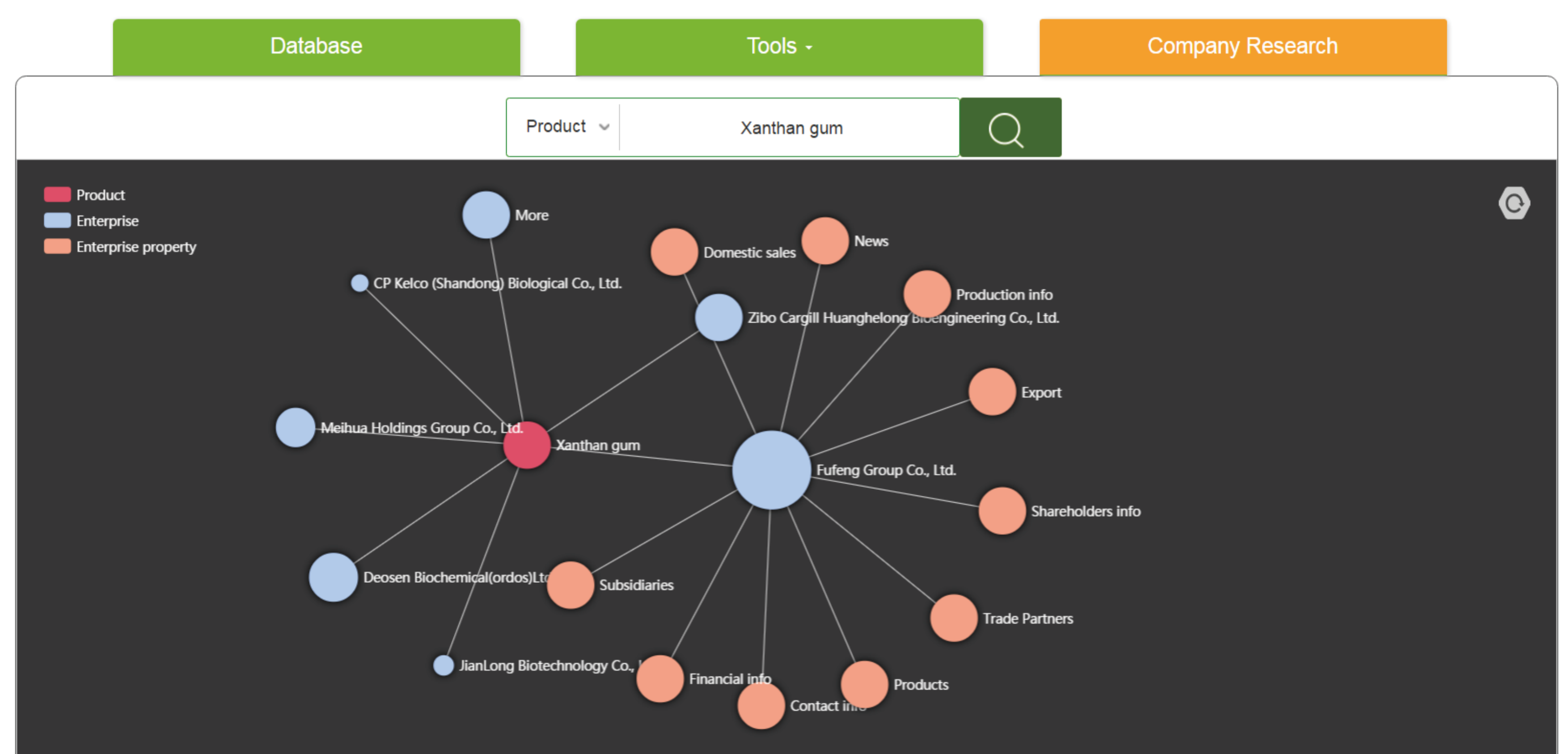
Data Forecast:

Market trend based on database & user inputs:
Forecast the trends of output, price, consumption based on CCM Forecast Model.



Company Research

Major public and private Corn Products producers with its Financial info, Shareholders info, Domestic sales, Export, Production info, Products, Trade Partners, Subsidiaries, News, etc.



News alert



Define your own news alerts + Push email

Favorites



Tag favorites and up personalized database

Why Choose Us:

Pay one; Get All -

One report price, whole industrial database.

Personalized database –

DIY any content in seconds.

Real-time news feed -

24/7 from industrial important news on your preferred devices.

Dedicated Customer Support –

17 years of relationship with 1,000+ overseas organizations from 100+ countries.

No chance to miss any big news! –

The imbedded News Alert function will keep you updated.

Your reliable database -

All Data collected by scientifically proven methodology and verified by professional work flow.

Fortune 500 companies' first choice -

Helped top 500 companies make best decisions with our business intelligence support since 2001.

One Platform, countless functions -

No need to waste time searching for others.

Powerful but easy to use –

Access all contents, functions, even do data-mining just a few clicks away.

Accredited Expertise -

200 in house and 500 external industry experts globally.

Extensive Corn Products coverage-

Industrial reports, Newsletter, Market Data, Charts & Tables

Your up-to-date database –

Updated by cutting edge and patented technology and data scientists.

Impressed? Get your 7 days free trial now!

Website <http://www.cnchemicals.com/>

Global Headquarter

Tel: +86-020-37616606

Email: econtact@cnchemicals.com

17th Floor, Huihua Commercial & Trade Building,
No.80 XianlieZhong Road, Guangzhou, China

West China Office

Tel: +86-0833-2409610

Email: econtact@cnchemicals.com

No.258, Jiazhou Avenue, Shizhong District,
Leshan, Sichuan, China

East China Office

Email: econtact@cnchemicals.com

Room2003-2006, Jingming Building,

No.278 Wenshuidong Road, Shanghai, China